

***Applicants for English Language Based Admissions (ELBA) September entry should check the application guidelines for the "[ICU Torch Relay High Endeavor Scholarship Application Guidelines for ELBA September entry AY2026](#)".**

ICU Torch Relay High Endeavor Scholarship

Application Guidelines AY2026

International Christian University established the "ICU High Endeavor Scholarship" in AY2015 for the purpose of providing financial aid before and after enrollment to students who hold high aspirations to enroll in ICU, whose grades in the admissions route are acknowledged as outstanding, and who are in need of financial support.

This scholarship will be awarded without the need for repayment. If selected, in principle, the matriculation fee and one-third of the annual tuition and facilities fee will be exempted for four years. Scholars are highly expected to endeavor to continue their academic pursuits and live up to the expectations while always being aware that they are selected among from many applicants.

From AY2018, the name of the scholarship was changed to the "ICU Torch Relay High Endeavor Scholarship" to encourage scholars to recognize the significance of handing over the torch of gift, a portion of the scholarship funds.

Table of Contents

1. Outline of the Scholarship	2
(1) Scholarship Amount.....	2
(2) Scholarship Period	2
(3) How to Grant.....	2
2. Eligibility	2
3. Expected Number of Recipients.....	2
4. Applicable Types of Admissions routes.....	3
5. Selection Method	3
6. How to Apply	3
7. Required Documents	5
8. Application Period & Deadline.....	8
9. Notification of Results	8
10. Procedures for Provisional Recipients and Scholars' Responsibility	8
(1) When Applying to ICU through Single Admissions route, and Applying for Both the ICU Torch Relay High Endeavor Scholarship and the ICU Peace Bell Scholarship.....	9
(2) When Applying to ICU through Multiple Admissions routes	9
12. FAQ	10
(1) Questions on Application	10
(2) Questions on Certificates Concerning Income.....	10
<Contact Information>	12
<Appendix>	13

1. Outline of the Scholarship

(1) Scholarship Amount

- Matriculation fee: 300,000 JPY
- One-third of the annual tuition and Facilities fees for AY2026: 507,000 JPY
- One-third of the annual tuition and facilities fees for AY2027 to AY2029

(As for the amount of tuition and facilities fees for AY2027-AY2029, refer to [the ICU website](#).)

(2) Scholarship Period

In principle, four years (within the minimum period of enrollment for the University)

- * In principle, three years for transfer students (within the minimum period of enrollment for the University)
- * The period of leave of absence is also counted as part of the minimum period of enrollment for the University.
- * However, to continue receiving this scholarship, the ICU Torch Relay High Endeavor Scholarship recipients (hereafter “Scholars”) must submit a scholarship renewal application each academic year and meet the grade and income requirements. Furthermore, if a Scholar conducts themselves in an inappropriate manner as a Scholar during their enrollment at ICU, their eligibility for this scholarship may be rescinded.

(3) How to Grant

Tuition and Facilities Fees for the first term of every academic year will be exempted. (There will be no cash transfer.)

- * If a Scholar takes a leave of absence in a term in which they receive the scholarship, the scholarship for that term cannot be carried over to another term. In addition, students on a Leave of Absence are required to pay Non-Resident Fee (30,000 JPY / term), which will not be covered by this scholarship.
- * If a Scholar withdraws from the University, their eligibility will be rescinded.
- * In the terms in which Scholars receive this scholarship, they cannot combine to receive loan programs of affiliated financial institutions that ICU offers.

2. Eligibility

Applicants to the undergraduate program as a Regular or Transfer student who hold high aspirations to enroll in ICU, and whose results in the admissions route are acknowledged as outstanding. Also, the total amount of the income of their parents (or their household income earners if parents are not applicable) must meet the following requirements of either A or B:

(A) For households whose source of income is employment income (e.g. salary/wages):

The combined annual gross income of parents is less than 10 million yen (incl. tax).

(B) For households whose source of income is NOT employment income (self-employed, etc.):

The combined annual gross income of parents is less than 5.65 million yen.

3. Expected Number of Recipients

19 Scholars (for all types of admissions routes in AY2026 except for the General Admission)

4. Applicable Types of Admissions routes

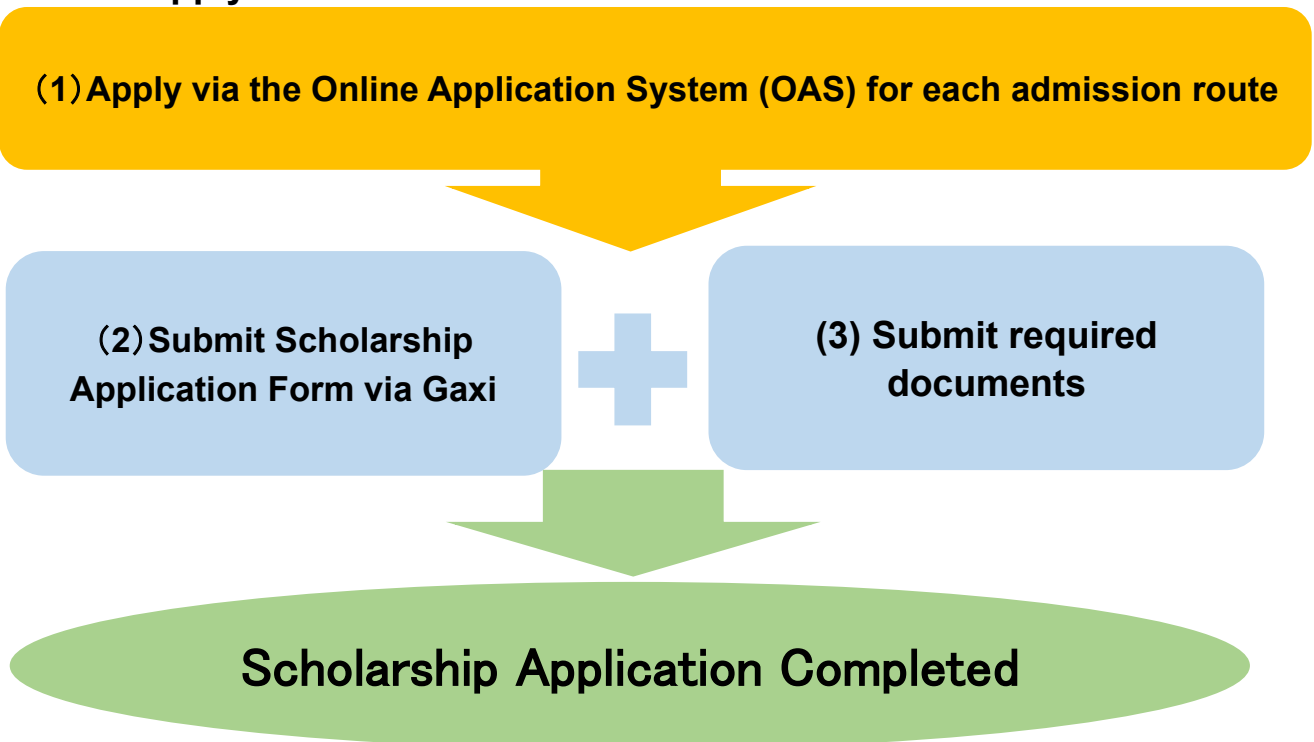
All types of admissions routes are eligible.

- * If students are applying to ICU through multiple admissions routes, they can apply for this scholarship each time. However, they must prepare scholarship applications for each type of admissions route.
(For more information, refer to "Section 11: Information for Those Applying in Combination with the ICU Peace Bell Scholarship and / or through Multiple ICU Admissions routes.")
- * Applicants for English Language Based Admissions (ELBA) September entry should check the application guidelines for the "[ICU Torch Relay High Endeavor Scholarship Application Guidelines for ELBA September entry AY2026](#)".

5. Selection Method

Scholars are selected by making an overall evaluation of various factors such as the quality of their application materials, results of the admission selection, and the state of household income.

6. How to Apply



Complete **all procedures described in (1) to (3)** below.

- * Make sure to read the details from the table below.
- * Incomplete applications will be treated as disqualifications.
- * Application documents will not be returned for any reason.

Procedures	Instructions
(1) Apply via the Online Application System (OAS) for each admission route	The login ID obtained at the time of registration for the Online Application System for admissions routes will be required for the procedure from "(2)" onward.

<p>(2) Submit Scholarship Application Form via Gaxi</p> <p>*This is NOT the same as the web system applying for admissions routes (hereafter, the “Online Application System”).</p>	<p>Applicants apply for the scholarship using the scholarship management website, Gaxi (hereafter "Gaxi"). To use Gaxi, applicants must first register as a member (free of charge).</p> <p>(A) Register a Gaxi membership *See Appendix for English instructions. https://gaxi.jp/auth/signup <u>Applicants themselves must make a registration with Gaxi</u> because the members' accounts will continue to be used after enrollment in ICU to manage scholarship applications and operations. Make sure to <u>register an email address and phone number that you use on a daily basis and check your email and phone frequently after submitting your application</u>, as the scholarship office may contact applicants regarding their scholarship applications.</p> <p>(B) Submit a scholarship application form The scholarship application form differs depending on the admissions route. Please apply using the form specific to the admissions route you are applying through.</p> <ul style="list-style-type: none"> ● <u>Holistic Admissions <April Entry>Returnees</u> <Application Period: from 10:00 Jul. 1, 2025 (JST) to 23:59 Jul. 8, 2025 (JST)> ● <u>Holistic Admissions<April Entry Commitment></u> <Application Period: from 10:00 Sep. 1, 2025 (JST) to 23:59 Sep. 9, 2025 (JST)> ● <u><April Entry>English Language Based Admission</u> Application Period: from 10:00 (JST) Oct. 1, 2025 (JST) to 23:59 Oct. 9, 2025 (JST)> ● <u>Holistic Admissions <April Entry>Mature Students</u> <Application Period: from 10:00 Oct. 14, 2025 (JST) to 23:59 Oct. 21, 2025 (JST)> ● <u>Recommendation Based Admissions<April Entry Commitment></u> <Application Period: from 10:00 Nov. 4, 2025 (JST) to 23:59 Nov. 10, 2025 (JST)> ● <u>Holistic Admissions <April/September Entry> EJU-based</u> <Application Period: from 10:00 Dec. 1, 2025 (JST) to 23:59 Dec. 9, 2025 (JST)> ● <u>General Admissions</u> <Application Period: from 10:00 Jan. 6, 2026 (JST) to 23:59 Jan. 22, 2026 (JST)> <p>* Applicants for English Language Based Admissions (ELBA) September entry should check the application guidelines for the "<u>ICU Torch Relay High Endeavor Scholarship Application Guidelines for ELBA</u></p>
--	---

	<p><u>September entry AY2026</u>".</p> <p>* Applicants for General Admission should apply in accordance with the "ICU Torch Relay High Endeavor Scholarship Application Guidelines AY2026 [for General Admission]" which is to be released at a later date.</p>
<p>(3) Submit required documents</p> <p><i>*Refer to "7. Required Documents" below and samples of income certificates shown in Appendix.</i></p>	<p><Documents to Be Submitted></p> <ul style="list-style-type: none"> ● Certificates of income/earnings from January to December 2024 ● Certificates of the household income earners (in principle, both parents) <p><How to Submit></p> <p>The submission method differs depending on the type of admissions route. Make sure to <u>write clearly your Login ID of the Online Application System (9-digit alphanumerical or 6-digit number depending on the admissions route you apply through) and your name on the upper right corner of each document</u> to be submitted. (See samples of income certificates.)</p> <ul style="list-style-type: none"> ● For Holistic Admissions <April Entry>Returnees, <i>Holistic Admissions<April Entry Commitment></i> Holistic Admissions <April Entry>Mature Students , Recommendation Based Admissions<April Entry Commitment>, and General Admissions Enclose all required documents [originals] for scholarship application in an arbitrary envelope and enclose it with your application documents for admission. Please write "Scholarship Application Documents Enclosed" on the front of the envelope. ● For EJU-based Admissions, and ELBA Upload all required documents for scholarship application in a PDF format after completing your application registration on the Online Application System.

7. Required Documents

ORIGINALs of Certificates Concerning Income/Earnings of applicant's parent(s)

Please **check the table below** and "**Appendix_Sample of Income Certificate, etc.**" and submit all documents according to the applicable category.

Make sure to write your Online Application System login ID (6-digit number or 9-digit alphanumerical) and your name on the upper right corner of each document. (See sample income certificates shown in Appendix)

Period to be certified: Income (including tax) and income for the period from January to December 2024

Who is required to submit the certificates: Income earner (both parents in principle, regardless of whether they have income or not)

- Regardless of whether there is income or not, certificates concerning the income of both parents (in principle) in the same financial household as the applicant must be submitted.
- If an applicant's household income earner is someone other than their parents, a certificate from that person is required.

- Failure to provide the document or discrepancies in the fiscal year will result in disqualification. Read the table below and the sample income certificates shown in the Appendix carefully and submit as instructed. If an applicant submits incorrect certificates, such as a certificate of withholding tax, a notification of civil tax/resident tax, etc., they will be disqualified due to incomplete documents.

Category	Required Documents	Note
(1) Those who have Income/earnings (salary/wages, pension, self-employment, etc.)	Certified documents of annual income for the period from January to December 2024: Ex.) Certificate of Municipal/ Prefectural Tax (「令和 7 年度(令和 6 年分)市民税・県民税課税証明書」), Special Ward Inhabitants Tax, Certificate of Metropolitan Inhabitant's Tax (「令和 7 年度(令和 6 年分)特別区民税・都民税課税証明書」)	The certificate must be Issued by the municipal office that has jurisdiction over the address of the applicant's household as of January 1, 2025. The name of the certificate differs depending on each municipal office. Submit a certificate that clearly states the following: <ul style="list-style-type: none"> ● Type of income, details, and amount of income ● Spouse and number of dependents ● Type of deductions Certificates cannot be accepted if the mentioned information, such as income, amount, and number of dependents is concealed with asterisks, blacking out, or others. (See samples shown in Appendix.)
(2) Those with no income (housewife, househusband, unemployed, etc.)	Certified documents of annual income for the period from January to December 2024: Ex.) Certificate of Municipal/ Prefectural Tax (「令和 7 年度(令和 6 年分)市民税・県民税課税証明書」), Special Ward Inhabitants Tax, Certificate of Metropolitan Inhabitant's Tax (「令和 7 年度(令和 6 年分)特別区民税・都民税課税証明書」)	The certificate must be Issued by the municipal office that has jurisdiction over the address of the applicant's household as of January 1, 2025. The name of the certificate differs depending on each municipal office. Certificates must clearly state the type of income, details, and amount of income. Certificates with income and income amount hidden by **** (asterisk) or --- (hyphen), etc. will not be accepted. Even if the applicant's income earner has little or no income, please go to the municipal office to complete the "Citizen's Tax and Prefectural Tax Return" procedure and obtain and submit a tax exemption certificate that shows zero yen or the amount of income. (See samples shown in Appendix.)
(3) Those who do not have a Certificate of Residence in Japan because they resided abroad	The following documents will be required concerning income from January to December 2024.	

<p>during 2024</p>	<p>[China] Certificate of income issued by the municipal office or employer</p> <p>[India] ITR-1,2,3,4,5 or (no) income certificate issued by the municipal offices</p> <p>[Indonesia] Form 1721</p> <p>[Italy] Modello CU, Modello 730, Modello Redditi PF</p> <p>[Korea] Certificate of Income issued by National Tax Service</p> <p>[Singapore] Form IR8A Income tax notice of assessment issued by Inland Revenue Authority (in case of no income)</p> <p>[Taiwan] Individual income tax statement issued by National Taxation Bureau</p> <p>[Thailand] Form PND90/91 or Form 50tawi</p> <p>[USA] Form 1040 or other forms for tax return</p> <p>* For countries other than the above, submit certificates issued by the government or employer.</p> <p>* If only one document can be issued per household, only one certificate may be allowed, but it must indicate the names of both parents.</p> <p>* In case of no income, a document certifying no income must be submitted by contacting the local government or tax office.</p> <p>Documents in languages other than English or Japanese should have either an English or Japanese translation attached.</p>	
<p>(4) Applicants who cannot submit an income certificate of either parent due to divorce or death .</p> <p>(5) * If the applicant's parents are in the process of divorcing (divorce settlement, divorce proceedings, etc.), the applicant cannot apply as a single-parent family. In such cases, documents for both parents are required.</p>	<p>(i) Required documents listed in the category (1) or (2) above for the single parent.</p> <p>(ii) Family register (戸籍謄本) <certified copy of all items (全部事項証明)></p> <p>(iii) Photocopy of applicant's health insurance card</p>	<p><Regarding each document listed on the left></p> <p>(i) must specify that the applicant only has a single parent.</p> <p>(ii) must meet the following requirements:</p> <ul style="list-style-type: none"> ● If there is only one income earner, it must contain information about the income earner and the applicant themselves ● Issued within 3 months of the start date of the scholarship application ● Information on the applicant's "My number" has been omitted ● The legal domicile is blacked out. <p>(iii) must meet the following requirements:</p> <ul style="list-style-type: none"> ● Both front and back sides are required.

		<p>The applicant's address is written on the front or the back.</p> <p>If you have a My Number insurance card, print out your "medical insurance eligibility information" (「医療保険の資格情報」) from the MyNumber Portal and submit it. (The "eligibility information notice" (「資格情報のお知らせ」) sent by your insurer is not acceptable.)</p>
(6) Applicants who are financially dependent on a person other than their parents	<p>(i) A document issued by a government authority or third party certifying the fact and required documents listed in the category (1) or (2) above concerning the applicant's financial provider</p> <p>(ii) Photocopy of applicant's health insurance card</p>	<p><Regarding each document listed on the left></p> <p>(i) may differ depending on the reason, therefore please contact the Student Affairs Group for details.</p> <p>(ii) must meet the following requirements:</p> <ul style="list-style-type: none"> ● Both front and back sides are required. ● The applicant's address is written on the front or the back. <p>If you have a My Number insurance card, print out your "medical insurance eligibility information" (「医療保険の資格情報」) from the MyNumber Portal and submit it. (The "eligibility information notice" (「資格情報のお知らせ」) sent by your insurer is not acceptable.)</p>

8. Application Period & Deadline

- Scholarship application period: Same as the online application period for each type of admissions route
- Submission deadline of the required documents: Same as the document submission deadlines for each type of admissions route

9. Notification of Results

The scholarship offer will be notified to provisional recipients through the Online Application System together with the Notification of Acceptance to enroll. No notification of scholarship results will be attached to the notification of acceptance to unsuccessful scholarship applicants.

10. Procedures for Provisional Recipients and Scholars' Responsibility

The procedures listed below must be completed by the deadline. Please be aware that failure to complete the procedures by the deadlines will result in the cancellation of their scholarship offer.

- (1) Complete the entrance procedures and formally matriculate at ICU by the deadline of the admissions route for which the scholarship is awarded.
- (2) Register for courses in the first term after enrollment, except in special cases such as illness or

injury.

- (3) Submit the ICU Torch Relay High Endeavor Scholarship "Pledge" form.
- (4) Study with high aspirations as a student of ICU until graduation.
- (5) Submit a scholarship renewal application each academic year for continued eligibility. (Details will be notified to the Scholars after enrollment.)

11. Information for Those Applying in Combination with the ICU Peace Bell Scholarship and / or through Multiple ICU Admissions Routes

***Candidates of the ICU Cherry Blossom Scholarship are not eligible to apply for the ICU Torch Relay High Endeavor Scholarship.**

(1) When Applying to ICU through Single Admissions route, and Applying for Both the ICU Torch Relay High Endeavor Scholarship and the ICU Peace Bell Scholarship

- 1) How to apply (Refer to "6. How to Apply" in Application Guidelines for each scholarship for details.)
 - (i) **Select "Combined (ICU Peace Bell Scholarship and ICU Torch Relay High Endeavor Scholarship)"** for the question "Please select the type of scholarship for which you are applying." when completing the scholarship application form via Gaxi (as instructed in "6. How to Apply").
 - (ii) Required documents (as stated in "7. Required Documents") for each scholarship must be submitted. When the same documents are required for the different scholarship applications, only a single copy of each document is necessary.

2) Types of Scholarships Awarded

If selected, only one of the ICU Peace Bell Scholarship or the ICU Torch Relay High Endeavor Scholarship will be awarded.

(2) When Applying to ICU through Multiple Admissions routes

● If you are applying via multiple application types of General Admissions

- (i) Submit the Scholarship Application Form (see "6. How to Apply") and required documents for General Admissions applicants. If you are applying through more than one application type of General Admissions, you do not need to submit the scholarship application form and required documents more than once, as you will be considered for scholarships for all application types of General Admissions by submitting the scholarship application form and required documents once.
- (ii) If selected, the applicant will be selected for only one of the application types and will not be considered for the other application types.
- (iii) **Please complete the entrance procedure using the application number of the admission route you were selected for the scholarship.** If an applicant is not selected as a provisional recipient under Humanities & Social Sciences Selection or Mathematical and Natural Sciences Selection but is selected under Japanese/English Bilingual Interview (日英バイリンガル面接利用) or External English Exams(英語外部試験利用), and has already completed their entrance procedures under Humanities and Social Science Selection or Mathematical and Natural Sciences Selection, they may transfer the completed entrance procedures to Japanese/English Bilingual Interview (日英バイリンガル面接利用) or External English Exams(英語外部試験利用) (in such case, the provisional recipient does not need to complete the entrance procedures for Japanese/English Bilingual

Interview（日英バイリンガル面接利用）or External English Exams(英語外部試験利用)).

- **If you are applying to ICU through other types of admissions routes besides General Admissions**
 - (i) Refer to "6. How to Apply (1) to (3)" and complete all the procedures for each admissions route.
 - (ii) The required documents must be submitted for each admissions route.

12. FAQ

(1) Questions on Application

Q1	Can I apply for the ICU Torch Relay High Endeavor Scholarship and the ICU Peace Bell Scholarship or ICU Cherry Blossom Scholarship at the same time?
A1	You may apply for the ICU Peace Bell Scholarship if you meet the eligibility requirements. Candidates for the ICU Cherry Blossom Scholarship are not eligible to apply for the ICU High Endeavor Scholarship, but unsuccessful applicants may apply. However, if selected, the scholarship cannot be awarded in conjunction with the ICU Peace Bell Scholarship or the ICU Cherry Blossom Scholarship. (Refer to "11. Information for Those Applying in Combination with the ICU Peace Bell Scholarship or Other ICU Admissions routes.")
Q2	Can I apply for and receive other ICU scholarships for tuition reduction type after enrollment while receiving this scholarship?
A2	NO, you may not. However, this does not apply if Scholars lose their scholarship eligibility when filing renewal applications due to the result of a review or other reasons.
Q3	Can I apply for and receive the "New Higher Education Support System (高等教育の修学支援新制度)" by the Japanese government or other external scholarships in combination with this ICU scholarship?
A3	YES, if you have applied for and been selected by the Japanese government's "New Higher Education Support System (高等教育の修学支援新制度)" (matriculation fee and tuition reduction type), you can receive both scholarships. However, your matriculation fee will be covered by ICU High Endeavor Scholarship, and your tuition will be paid through the government's reduction or exemption in the second and third terms of each academic year beginning in the first year. Therefore, even if you are selected for the ICU High Endeavor Scholarship, please be sure to complete the necessary procedures for receiving the JASSO scholarship after enrollment by following the normal procedures. Furthermore, there are no restrictions on receiving this scholarship in combination with other external scholarships. Please check the terms and conditions of each external scholarship by yourself.

(2) Questions on Certificates Concerning Income

Q1	What is a certificate concerning income?
A1	Please submit the certificate for the fiscal year 2025, such as a "certificate of municipal/ prefectural tax (令和 7 年度＜令和 6 年分＞市民税・県民税課税証明書)" or "certificate of special ward inhabitants tax (令和 7 年度＜令和 6 年分＞特別区民税・都民税課税証明書)" issued by the local government where the applicant's household is located as of January 1, 2025. The certificates for the fiscal year 2025 such as above state the income for the period from January 1 to December 31, 2024. Please note that inadequate documents are NOT acceptable, such as withholding tax certificates issued by

	employers, copies of income tax returns, and notifications of determination of municipal and inhabitant taxes. If you are unable to submit the specified certificates due to circumstances, refer to "7. Required Documents." Failure to provide certificates of income/income will result in disqualification under any circumstances.
Q2	My parents live abroad and cannot obtain an income certificate.
A2	Please refer to "7. Required Documents (3)" in this application guide and be sure to prepare documents of gross annual income/earnings paid from January 1 to December 31, 2024, with the number of dependents.
Q3	My parents own a store (limited liability company) in which my father is the president, and my mother is a director. Both of them receive salaries from the company. Are the profits of the company considered household income?
A3	In the case of a "family-owned company" where all the managers (president and representative director) and directors are blood relatives within the second degree of consanguinity of the applicant, only the salary will be calculated as household income.
Q4	As a single-parent family, I cannot submit income certificates for both parents.
A4	Refer to "7. Required Documents (4)" in this guideline and submit the required documents.
Q5	One of my parents lives separately because of working in a remote location, caring for a family member, or some other reasons. Do I need to submit income certificates for both parents?
A5	YES. Even if the parents are temporarily separated for reasons such as working remotely or caring for a family member, they are regarded to have the same household finances. Therefore, both parents' income certificates must be submitted.
Q6	On forms such as the "certificate of municipal/ prefectural tax (令和 7 年度<令和 6 年分>市民税・県民税課税証明書)" or "certificate of special ward inhabitants tax (令和 7 年度<令和 6 年分>特別区民税・都民税課税証明書)" of the municipal office, the "0 yen" item is only indicated with "**** (asterisk)" even when a tax return is filed. Is it acceptable to submit the form as is?
A6	Please submit a note to that effect at the municipal office and attach it to the certificate. If the certificate is submitted without an explanation, it will be considered incomplete.

<Handling of Personal Information>

The address, name, and other personal information submitted in the application for this scholarship will be used for the following purposes

- Scholarship selection and determination
- Research, study, analysis, and related work for the University's scholarship operation
- Public relations activities and tasks related to the acceptance of new students
- Scholarship application, screening, and scholarship administration after enrollment

Please note that ICU may provide the following information to contractors, such as GAXI, Inc., for some of the above services:

- All or part of your submitted personal information
- Information related to student ID numbers, change of school register, etc.

In addition, we may quantify this personal information and use it as survey and research data for analyzing the current status of ICU's teaching and learning and for developing our future vision. We ask for your understanding in advance.

Please refer to [ICU's Privacy Policy](#) for other data handling policies.

<Contact Information>

ICU Torch Relay High Endeavor Scholarship

Student Affairs Group, Student Services Division

International Christian University

Address: 3-10-2 Osawa, Mitaka, Tokyo 181-8585, Japan

E-mail: scholarship@icu.ac.jp

Office Hours: Weekdays 9:30 AM-11:45 AM, 12:45 PM-4:30 PM

(*Excluding summer recess and Christmas and New Year's holidays)

<Appendix>


<Appendix>

How to start using the gaxi

- Go to the gaxi webpage (<https://gaxi.jp/>).
- Click [ログイン(login)/会員登録(create an account)] in the top right corner.



- The login page (<https://gaxi.jp/auth/login>) is displayed.
- Click [会員登録はこちら(create an account)] in the bottom left corner.

The login page looks like this 

The screenshot shows the GAXI login page. At the top, there is a section for '外部サービスでログイン' (Login with external services) with buttons for LINE, Google, and Facebook. Below this is a section for 'メールアドレスでログイン' (Login with email address) with input fields for 'メールアドレス' (Email address) and 'パスワード' (Password), and a 'ログイン' (Login) button. At the bottom left, there is a link labeled '会員登録はこちら' (Sign up here) which is highlighted with a red box. A blue arrow labeled 'Click here!' points to this link.

How to start using gaxi

- The user registration page (<https://gaxi.jp/auth/signup>) is displayed.
- Current ICU students: Make sure to register **your ICU e-mail address** to create an account.
- Other than ICU current students: Make sure to register **your own e-mail address** to create an account.
- Password must be at least 8 single-byte alphanumeric symbols and contain at least one alphanumeric character or number.
- Privacy policy and Terms of Conditions are provided in Japanese. Read the English translations: [PP](#) / [TOC](#)
- Click the [確認メールを送信] at the bottom of the page to send a confirmation e-mail to your registered e-mail address.

The registration page looks like this



The screenshot shows the registration page with a large red 'X' over the top section. The top section is titled 'Create an account with LINE, Google, Facebook' and '外部サービスで会員登録'. It contains three buttons: 'LINEで登録する', 'Googleで登録する', and 'Facebookで登録する'. Below this is a section titled 'Create an account with your e-mail address' and 'メールアドレスで会員登録'. This section includes a 'メールアドレス' field with the placeholder 'メールアドレスを入れてください。Input your e-mail address', a 'パスワード' field with the placeholder 'パスワード' and a red note 'Set a password (minimum 8 digit)', and a link to 'Read the Privacy Policy and Terms of Conditions in English' with Japanese text 'プライバシーポリシーと利用規約に同意してご登録ください。'. At the bottom is a green button '確認メールを送信' and a link 'すでに登録されている方はこちら'.

Register your e-mail

Set a password

Click here to send a confirmation e-mail

How to start using gaxi

- When you receive a confirmation e-mail (see below) from gaxi, click the URL at the bottom to complete the account setup.

The confirmation e-mail looks like this 

From: 奨学金サイト「ガクシー」 <no-reply@gaxi.jp>

Date: 2023年9月3日(日) 12:03

Subject: [ガクシー]メールアドレスの確認のお願い Request for verification of your e-mail address

To: Your registered e-mail address

Your name 様

ガクシーにご登録いただきありがとうございます。Thank you for registration to gaxi.

メールアドレスの確認を完了しましたので、下記のURLをクリックしログインしてください。

You have verified your e-mail address. Please click the URL below to login to your gaxi account.

<https://gaxi.jp/api/auth/confirm?code:> *****



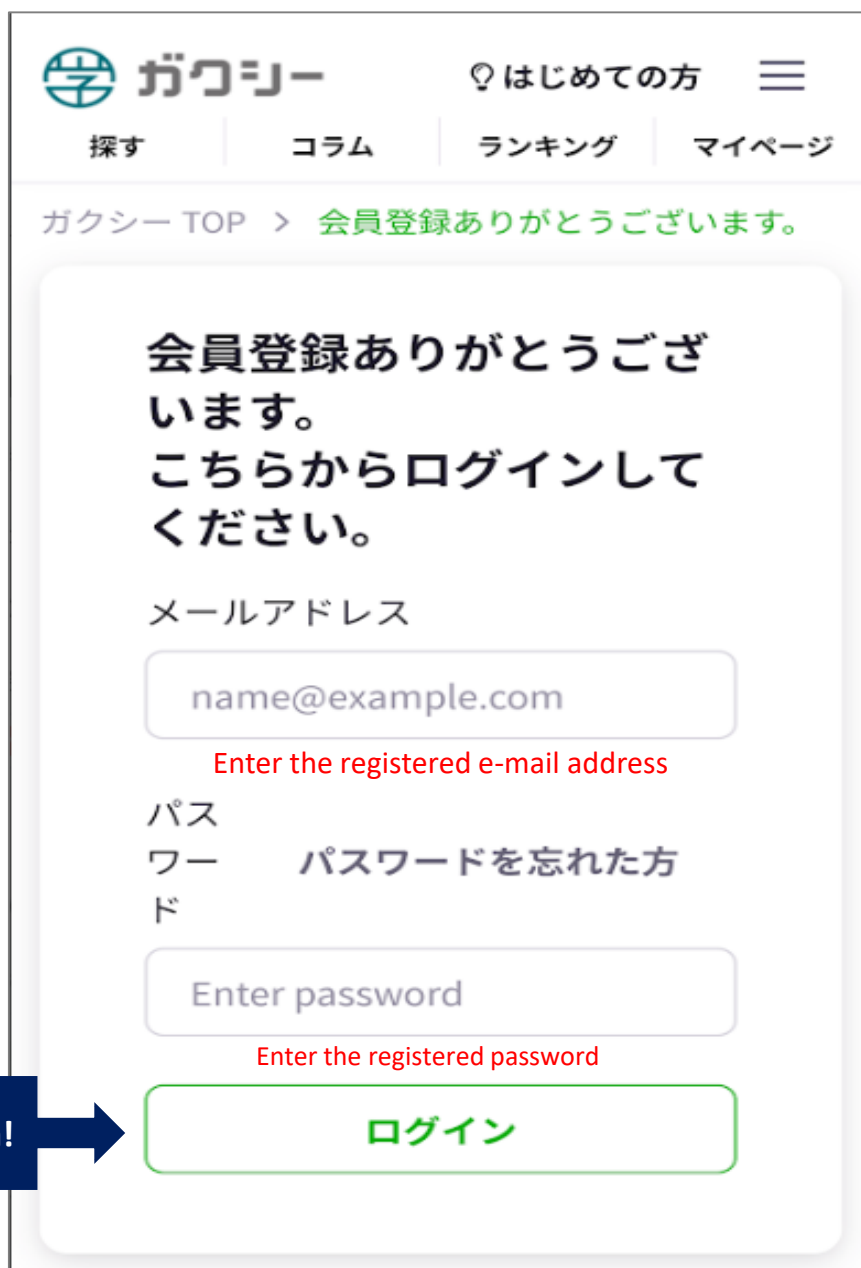
Click the URL to complete the account set up.

How to start using gaxi

- The login page will be displayed when you complete the account setup.
- Enter the registered e-mail address and registered password to login for gaxi.

The login page looks like this 

The bold sentences says:
Thank you for creating an account with gaxi. Please login by entering your e-mail address and password below.



The screenshot shows the Gaxi login page. At the top, there is a header with the Gaxi logo, navigation links (探す, コラム, ランキング, マイページ), and a link for first-time users (はじめての方). Below the header, a breadcrumb trail reads 'ガクシー TOP > 会員登録ありがとうございます。'. The main content area has a large bold message: '会員登録ありがとうございます。こちらからログインしてください。' (Thank you for creating an account with gaxi. Please login from here). Below this, there are two input fields: one for the email address (labeled 'メールアドレス') with the placeholder 'name@example.com', and one for the password (labeled 'パスワード'). A link for 'パスワードを忘れた方' (Forgot password) is next to the password field. Below the password field is a button labeled 'ログイン' (Login). A blue callout box with the text 'Click here to login!' and an arrow points to the 'ログイン' button.

ガクシー

はじめての方

探す コラム ランキング マイページ

ガクシー TOP > 会員登録ありがとうございます。

**会員登録ありがとうございます。
こちらからログインしてください。**

メールアドレス

name@example.com

Enter the registered e-mail address

パスワード

パスワードを忘れた方

Enter password

Enter the registered password

ログイン

Click here to login!

How to start using gaxi

- The below pop up will be shown and asks you to edit your profile.
- Please skip this by clicking [スキップ] in the right upper corner.

プロフィール編集

奨学金の応募時に基礎情報として必要となりますので、
「プロフィール保存」ボタンを押して、完成させてください。

スキップ

名前 **必須**

姓と名の間は空白を入れてください。

性別

生年月日 **必須**

都道府県 **必須**

☐ 保護者の方はチェックしてください。

学校種別/職種 **必須**

学年 **必須**

卒業予定年月 **必須**

 /

☐ メルマガを受け取らない場合は、チェックしてください。

プロフィール保存

Click to skip this
page

How to start using gaxi

- While logged in to your gaxi account, access to the scholarship outline page to which you want to apply. The outline page is created in gaxi and its URL is provided in the application guidelines of the scholarship you want to apply.
- The outline page looks like the picture below.
- In the outline page, please check if the scholarship name is correct. Also, please find the green button [今すぐ申し込む/Apply now] to move to the application form input. You need to submit an application form through the outline page.



ガクシー TOP > 国際基督教大学 / International Christian University (ICU)



国際基督教大学 / International Christian University (ICU)

こくさいきりすときょうだいがく



[奨学金一覧に戻る](#)

AY2023 ICU Scholarship for International Students (Autumn term selection)

奨学金の公式サイトは [こちら](#)

♡ お気に入り 追加



基本情報

対象

大学

応募者の地域条件

地域の制限なし

Check the name of the scholarship and make sure which scholarship you are applying for.

Click this button to fill out the application form for the scholarship.

How to start using gaxi

- About control buttons in an application form.

プロフィール編集

メールアドレス変更

Do not click those buttons

Privacy Policy and Term of Use

Privacy policy

Applicants must give their explicit consent to their personal data being used and retained by ticking a box in the next page. Here is the English translation of the gaxi's privacy policy provided in Japanese as "プライバシーポリシー" in the box below. Tick a box "同意します" to give your explicit consent with the policy.

Privacy Policy

The governing language of this Privacy Policy shall be Japanese. This English translation prepared for reference purposes shall not affect the interpretation of the original policy in Japanese. When questions arise as to the language interpretation between Japanese and English, the official statement in Japanese shall be adopted. This Privacy Policy (hereinafter referred to as the "Policy") establishes the ways in which Gaxi Inc. (hereinafter referred to as the "Company") will handle the personal information

Terms of Conditions

Applicants must give their explicit consent to Gaxi's Terms of Use by ticking a box in the next page. Here is the English translation of the gaxi's terms of use provided in Japanese as "利用規約" in the box below. Tick a box "同意します" to give your explicit consent with the term of use. The governing language of this Gaxi Terms and Conditions shall be Japanese. This English translation prepared for reference purposes shall not affect the interpretation of the original Terms and Conditions in Japanese. When questions arise as to the language interpretation between Japanese and English, the official statement in Japanese shall be adopted.

be inappropriate or suspension, etc., of the Service; 1. The Company may suspend or discontinue the Service, partly or entirely, without prior notice to Users, due to any of the following circumstances. (1) When updating or performing maintenance inspections of computer systems used for the Service (2) When provision of the Service becomes difficult due to force majeure such as earthquakes, lightning, fire, power outages, other natural disaster, etc. (3) When computers, telecommunication lines, etc., shut down due to an accident (4) Any other circumstance in which the Company deems provision of the Service has become difficult 2. The Company shall not be liable for any disadvantage or damage incurred by the User or any third party due to the suspension or discontinuation of the Service. 6. (Use Restrictions and Registration Termination) 1. The Company may restrict a User's use of all or part of the Service or terminate the User's registration without prior notice, if the User fulfills any of the following. (1) If the User violates any of the provisions of the Terms (2) If the User commits any acts that fall under the prohibitions set forth in Article 4 (3) If the User is found to have falsified his/her registered information (4) If the User defaults on his/her

Back
(戻る)

戻る

内容確認

一時保存

Save as a draft
(一時保存)

Preview
(内容確認)

How to start using gaxi

- After you preview the completed contents of the application form, you will be required to agree with the privacy policy and terms of conditions.
- Check each boxes and then click the submission button to apply for the scholarship.

Terms of Conditions

Applicants must give their explicit consent to Gaxi's Terms of Use by ticking a box in the next page. Here is the English translation of the gaxi's terms of use provided in Japanese as "利用規約" in the box below. Tick a box "同意します" to give your explicit consent with the term of use. The governing language of this Gaxi Terms and Conditions shall be Japanese. This English translation prepared for reference purposes shall not affect the interpretation of the original Terms and Conditions in Japanese. When questions arise as to the language interpretation between Japanese and English, the official statement in Japanese shall be adopted.

acts that the Company deems to be inappropriate 3. (suspension, etc., of the Service) 1. The Company may suspend or discontinue the Service, partly or entirely, without prior notice to Users, due to any of the following circumstances. (1) When updating or performing maintenance inspections of computer systems used for the Service (2) When provision of the Service becomes difficult due to force majeure such as earthquakes, lightning, fire, power outages, other natural disaster, etc. (3) When computers, telecommunication lines, etc., shut down due to an accident (4) Any other circumstance in which the Company deems provision of the Service has become difficult 2. The Company shall not be liable for any disadvantage or damage incurred by the User or any third party due to the suspension or discontinuation of the Service. 6. (Use Restrictions and Registration Termination) 1. The Company may restrict a User's use of all or part of the Service or terminate the User's registration without prior notice, if the User fulfills any of the following. (1) If the User violates any of the provisions of the Terms (2) If the User commits any acts that fall under the prohibitions set forth in Article 4 (3) If the User is found to have falsified his/her registered

提出コメント（任意）

Comments, if any

プライバシーポリシー **必須** English translation of the privacy policy is provided

プライバシーポリシー in the upper part in this webpage.

株式会社ガクシー（以下、「当社」といいます。）は、当社が運営するウェブサイト（以下、「本ウェブサイト」といいます。）上で提供するサービス（以下、「本サービス」といいます。）における、本サービスの提供に関連して当社が取得する個人情報の取扱いについて、以下のとおりプライバシーポリシー（以下、「本ポリ

☐ 同意します

利用規約 **必須**

English translation of the terms of Conditions is provided in the upper part in this webpage.

ガクシー利用規約

この利用規約（以下、「本規約」といいます。）は、株式会社ガクシー（以下、「当社」といいます。）が提供する奨学金等に関する情報掲載等を行うプラットフォームサービス「ガクシー」（以下、「本サービス」といいます。）の利用条件を定めるものです。登録ユーザーの皆さま（以下、「ユーザー」といいます。）には、

☐ 同意します

Back to edit
(編集に戻る)

編集に戻る

提出する

Submit
(提出する)

Please tick
in both
boxes

<別添1 / Appendix 1: 見本 / Sample income statements>
【見本】令和7年度 市民税・都民税 (非)課税証明書

【見本】令和7年度 市民税・都民税 (非)課税証明書

住所	東京都三鷹市大沢3-10-2		
氏名	国際 太郎	生年月日	昭和53年09月10日

令和7年度であることを確認してください。令和6年度以前のも
は不可です。
Please confirm that the certificate is proof of income for the year
2024. Proof of income for the year 2023 or before is not
acceptable.

令和6年分 所得金額の 合計	2,556,879円	市民税 所得 金額	12,700円
----------------------	------------	-----------------	---------

収入が少ないまたは無収入の場合でも、所得金額の合
計は数字で記載されていること。「-」や「*」は不可。
The total amount of income must be stated in figures,
even if the income is low or no income. If the amount is
stated with “-” or “*”, it will not be accepted.

所得の種類	金 額	所得控除の種類	金 額	人的控除の内訳			
給与所得	1,500,000円	基礎控除	380,000円	扶 養		本人該当	
(給与収入)	2,400,000円	雑損	0円	控除対象配偶者及び控除 対象扶養親族の合計数		2人	特別障害者
不動産所得	056,879円	医療費	0円	控除対象配偶 者	老人	有	普通障害者
	0円	社会保険料	336,297円		その他	1人	老年者
	円	小規模共済掛金	0円		特定	0人	ひとり親
	円	生命保険料	39,780円		一般	0人	
	円	地震保険料	0円	扶 養	老人	0人	寡婦(夫)
	円	損害保険料	0円	控 除 対 象	(内同居)	0人	勤労学生
	円	配偶者控除	330,000円	扶 養 親 族	特別障害者	0人	未成年
	円	特別配偶者控除	円		(内同居)	0人	
	円	扶養控除	450,000円		普通障害	0人	
	円	扶養障害者控除	0円		16歳未満	0人	
	円	(本人該当項目)					
	円	障害者	0円				
	円	ひとり親					
	円	勤労学生					

・収入、所得の内訳と金額が記載さ
れていることを確認してください。
・無収入の場合は、金額欄に「0」と
記載されていること。
- Please make sure that the
breakdown of income and the
amount are listed.
- If there is no income, "0" should
be indicated in the amount column.

本欄、または寡婦(夫)に該当の
記載されないものの父母いずれ
かの証明書を提出できない場合
は、募集要項7. 必要書類欄を確
認してください。
If the income statement does not
indicate single parent or
widow/widower and the
applicant is unable to provide
statement to prove the income of
one of the parents, please refer
to "7. Required Documents" in
the Application Guidelines.

扶養人数が記載されていること。
「-」や「*」は不可。
The number of dependents must
be stated in numbers. . If it is
stated with “-” or “*”, it will
not be accepted.

Web入学者選拔出願システム(数字6桁)または
Online Application System(英数9桁)のログインIDと、
応募者氏名を記載してください。*ICUトーチリレー大
学院新入生奨学金応募者は氏名のみ。
Please write the name and Login ID of the Online
Application System (9-digit alphanumeric or 6-
digit number depending on the admissions process
you apply for) of the applicant. *Only the name is
required for the ICU Torch Relay Scholarship for
New Graduate School Students applicants.

図
章
貼
付
の
場
合
は
こ
の
欄
に
貼
付
し
て
く
だ
さ
い

令和7年xx月xx日
●●市長 ●●●●●